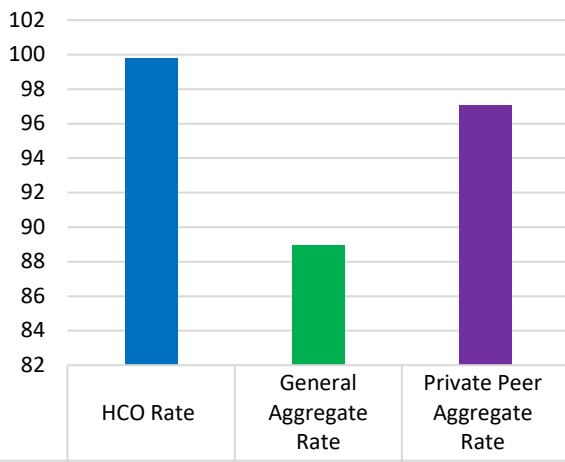


Canberra Microsurgery (CMS) is a part of the PresMed Australia (PMA) group of day hospitals. The CMS and PMA group are members of the Australian Council on Healthcare Standards (ACHS) along with other public and private health facilities across Australia. Every six months, all PMA facilities submit clinical outcomes data to the ACHS to compare and benchmark our clinical care. This data is evaluated by staff, doctors and management to improve patient care, service delivery and quality improvement. Review of our data for the first half of 2023 demonstrates excellent results consistent with high standards of patient safety and clinical outcomes. Below are some key highlights:

Day Patient CI 1.1 Booked patients assessed before admission



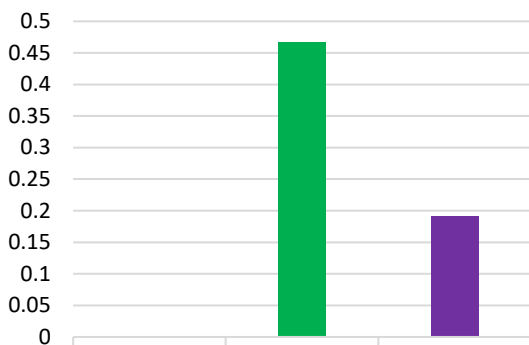
Metric	HCO Rate	General Aggregate Rate	Private Peer Aggregate Rate
Day Patient CI 1.1 Booked patients assessed before admission	99.788	88.951	97.084

Day Patient CI 5.1: Unplanned return to operating room on same day as initial procedure



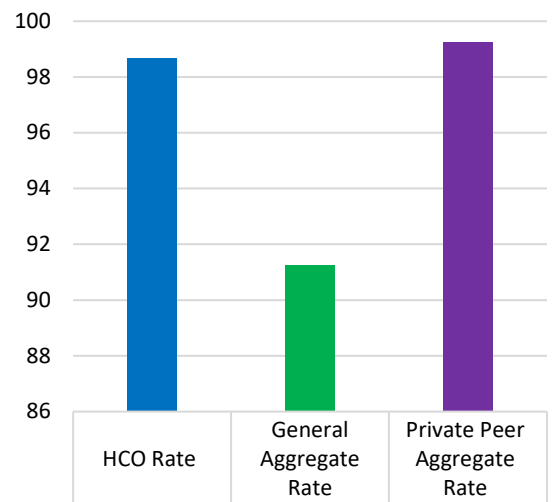
Metric	HCO Rate	General Aggregate Rate	Private Peer Aggregate Rate
Day Patient CI 5.1: Unplanned return to operating room on same day as initial procedure	0	0.034	0.019

Day Patient CI 6.1: Unplanned transfer or overnight admission related to procedure



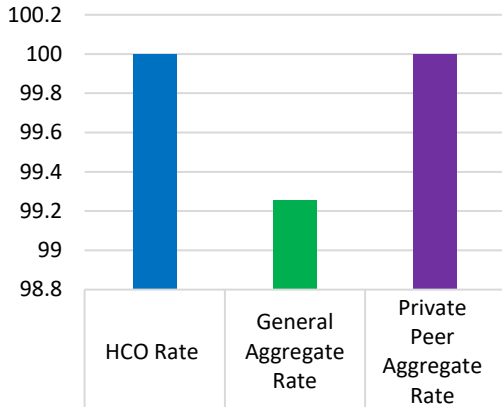
Metric	HCO Rate	General Aggregate Rate	Private Peer Aggregate Rate
Day Patient CI 6.1: Unplanned transfer or overnight admission related to procedure	0	0.466	0.191

Day Patient CI 9.1 Follow-up contact within 48-hours



Metric	HCO Rate	General Aggregate Rate	Private Peer Aggregate Rate
Day Patient CI 9.1 Follow-up contact within 48-hours	98.674	91.245	99.251

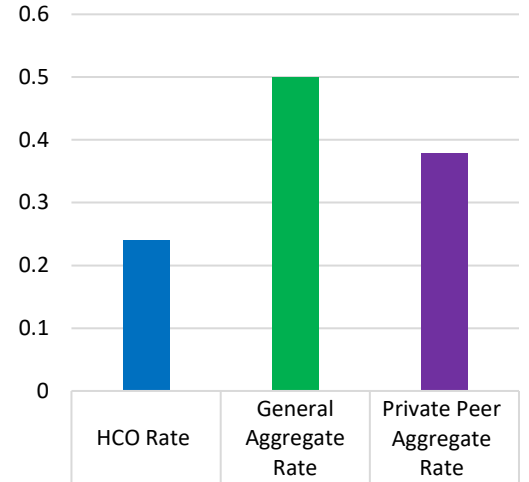
Day Patient CI 9.2 Completeness of follow-up instruction form for patients



Day Patient CI 9.2
Completeness of follow-up instruction form for patients

HCO Rate	General Aggregate Rate	Private Peer Aggregate Rate
100	99.258	100

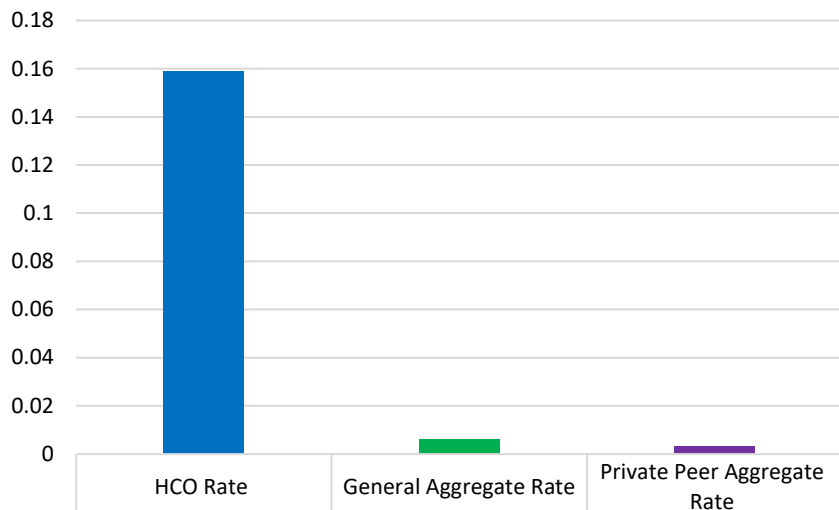
Ophthalmology CI 1.4 Cataract Surgery - Anterior Vitrectomy



Ophthalmology CI 1.4
Cataract Surgery - Anterior Vitrectomy

HCO Rate	General Aggregate Rate	Private Peer Aggregate Rate
0.239	0.5	0.378

Medication Safety 6.3: Medication errors - adverse event requiring intervention



6.3 Medication Safety - Medication errors - adverse event requiring intervention

HCO Rate	General Aggregate Rate	Private Peer Aggregate Rate
0.159	0.006	0.003